


# SONIC

Travel Trailers

## 2018 Décor



Coffee



Latte

### Living Room/Kitchen

- Seamless Countertop w/Sink Cover
- Roller Ball Bearing Drawer Guides
- Safe-Tek® Box w/USB Charger
- Double Bowl Sink
- Bluetooth DVD/CD/MP3/AM/FM Stereo w/Remote
- High Efficiency LED Lights
- Tufted Dinette Cushions
- Accented Decorative Tile Backsplash
- Mountain Walnut Cabinets
- (2) Interior Speakers
- 82" Interior Height
- Skylight
- Linoleum w/3-Year Warranty

### Appliances

- 6.3 CU FT Double Door Refrigerator/Freezer
- 6-GAL DSI Quick Recovery Water Heater
- 2-Burner Cooktop w/Glass Cover
- Vented Range Hood w/Light

### Bath

- Residential Radius Shower w/Glass Doors (most models)
- High Efficiency LED Lights
- Porcelain Foot-Flush Toilet

- Medicine Cabinet
- Power Vent

### Bedroom

- Foam Mattress
- Designer Valances
- Pleated Nightshades
- Designer Padded Headboard w/Storage
- Quilted Reversible Comforter
- Overhead Storage
- Under-Bed Storage
- High Efficiency LED Lights
- USB Charging Port
- Two Shirt Closets (most models)

### Exterior/Construction Features

- One-Piece Seamless Fiberglass Roof
- Enclosed Heated Fresh Water Tank
- Diamond Plate Rock Guard
- EZ Exchange® (2) 20 LB Tanks w/Auto Changeover
- Large Pass-Thru Storage
- Slam Latch Baggage Doors w/Magnetic Catches
- Wide-Trek® Axles
- Lighted Double Safety Step
- Keyed-Alike Baggage & Entry Doors

- Norco BAL® E-Coated & Epoxy-Painted Huck Bolted Frame
- Motorhome-Style Grab Handle w/Light
- Ivory Infused Fiberglass Walls & Roof
- Exterior Shower w/Hot & Cold Water
- Tinted Safety Glass Windows
- High Efficiency Exterior LED Lighting
- Laminated Sidewalls w/Aluminum Framing
- (2) Marine Grade Exterior Speakers
- Bumper w/Sewer Hose Storage
- Satellite & Cable Hookup
- Porch Light
- Water Heater Bypass Valve
- Marine-Style Detachable Power Cord w/Light
- Tank Monitor System
- (4) Secure Stance® Angled Stabilizer Jacks
- Prewire for Solar
- Prewire for Backup Camera

### Options

- 15,000 BTU A/C
- 13,500 BTU A/C
- Murphy Bed Sofa (patent pending) w/Mattress (most models)
- A-Frame Bike Rack

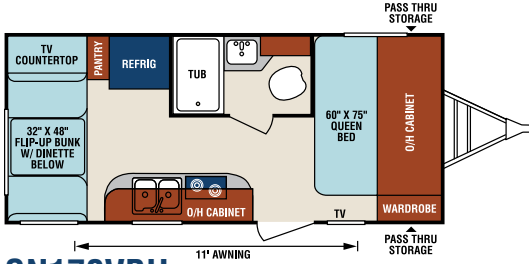
- Cotton Cloud Mattress
- Swing Away Bumper Mount Grill
- Multi-Directional LED Lighted Power Awning
- LED TV w/Swing Arm Bracket
- High-Polished Aluminum Rims
- Observation/Backup Camera
- Convection Microwave
- Microwave
- Lighted Power Tongue Jack

### Highway Package

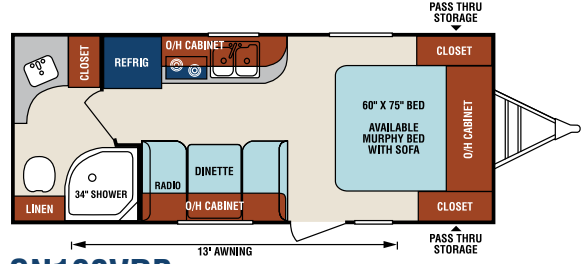
- Black Tank Flush
- Spare Tire, Carrier & Cover
- LP Bottle Cover

### Adventure Package

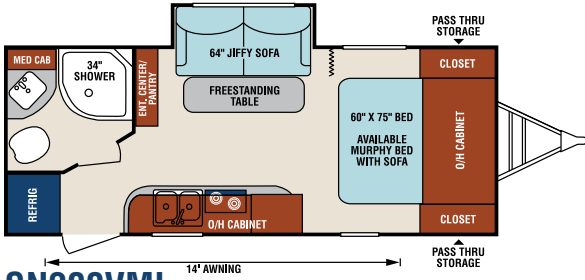
- Aluminum Double Entry Step
- Friction Hinge Entry Door
- Battery Disconnect Switch
- Fender Guards
- StorMor Bedside Night Stands
- Tufted Dinette Cushions
- Accented Stainless Steel Appliances
- Decorative Backsplash
- Multidirectional LED Lighted Power Awning
- High Polished Aluminum Rims
- Power Tongue Jack



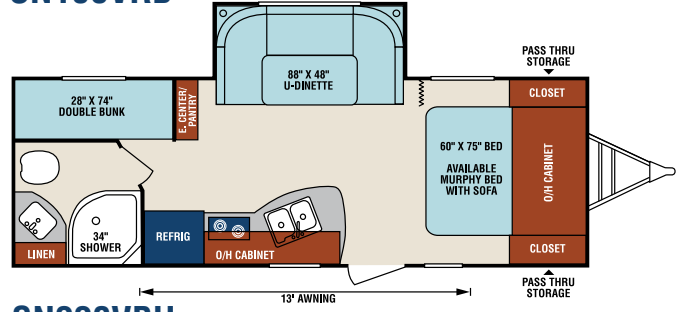
**SN170VBH**



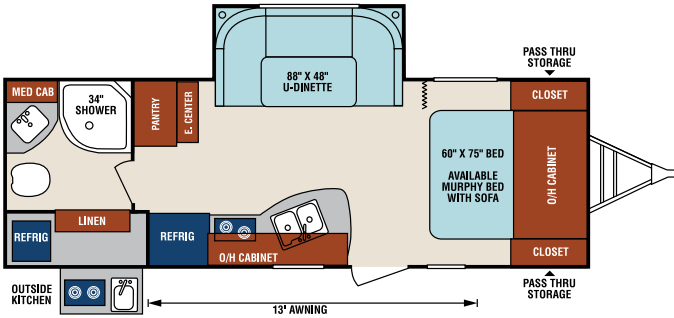
**SN190VRB**



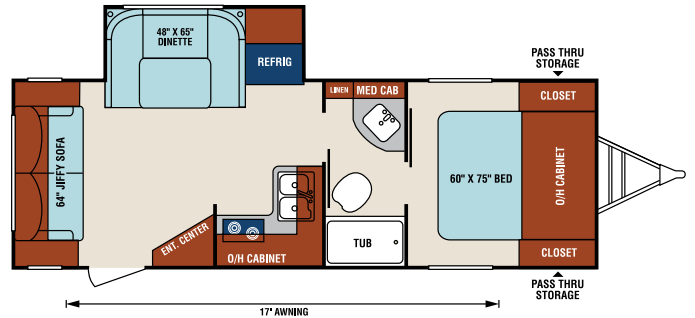
**SN200VML**



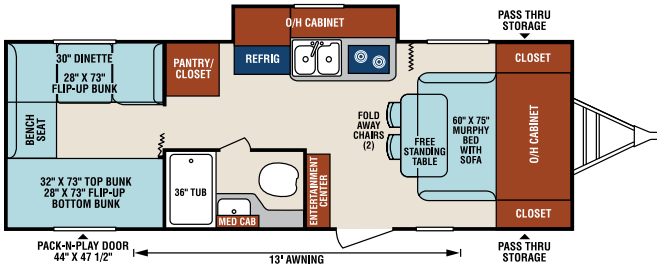
**SN220VBH**



**SN220VRB**



**SN231VRL**



**SN234VBH**

**Travel Trailers**

	SN170VBH	SN190VRB	SN200VML	SN220VBH	SN220VRB	SN231VRL	SN234VBH
UVW (Unloaded Vehicle Weight)*	3,320	3,530	3,950	4,200	4,460	4,340	4,220
Dry Hitch Weight*	350	330	310	390	420	510	610
Dry Axle Weight*	2,970	3,200	3,450	3,810	3,960	3,830	3,610
NCC (Net Carrying Capacity)	680	970	1,040	1,000	1,440	860	980
GVWR	4,000	4,500	5,200	5,200	5,200	5,200	5,200
Interior Height	82"	82"	82"	82"	82"	82"	82"
Exterior Height with A/C	10' 3"	10' 3"	10' 3"	10' 3"	10' 3"	10' 3"	10' 3"
Exterior Width	90"	90"	90"	90"	90"	90"	90"
Exterior Length	21' 2"	22' 10"	23' 4"	26' 5"	26' 11"	26' 9"	26' 5"
Refrigerator (Cubic Feet)	6.3	6.3	6.3	6.3	6.3	6.3	6.3
Water Heater Cap. (Gal. G/E w/DSI)	6	6	6	6	6	6	6
Fresh Water Capacity (Gallon)	38	38	38	38	38	38	38
Black Water Capacity (Gallon)	30	30	30	30	30	30	30
Gray Water Capacity (Gallon)	24	30	30	30	30	30	30
LP Gas Capacity (Lbs.)	40	40	40	40	40	40	40
Furnace BTUs (1,000s)	20	20	20	20	20	20	20
Tire Size	14"	14"	14"	14"	14"	14"	14"
Awning	11'	13'	14'	13'	13'	17'	13'

\*This weight reflects the rolling average unit weight for each model. Your trailer weight will vary according to optional equipment.



985 N 900 W • Shipshewana, IN 46565  
[www.venture-rv.com](http://www.venture-rv.com)

Due to continual research and advances, manufacturer reserves the right to change specifications, design, price and equipment without notice, and assumes no responsibility for any error in this literature. Some items shown are not included as standard or optional equipment. ©2017 Venture | 9/6/17 | 15M